







WILLOW LONG TERM PLAN 2022-2023

	Autumn 1	Autumn 2	Spring 1	Spring 2	Summer 1	Summer 2
Topic / Theme	Who am I and where am I from?	Who are you and why do we remember?	Where in the world?	What is growing?	Where do you belong?	Where shall we go?
Key texts						
Overview	<p>Children will learn all about themselves and how they have changed. They will learn about the street they live on, the local village and town as well as learning the country of England. We will learn about our local environment by going on a walk as well as riding the local bus. Children will consider how to be a good friend and about the different feelings we have and how to manage these.</p>	<p>Children will learn about stories from the past to unpick traditions such as Christmas and Diwali. They will learn about historical figures such as Guy Fawkes and how this event is celebrated today. We will use the traditional tale 'The Gingerbread Man' to think about changes to materials when they are wet as well as things that float and sink. We will explore changes to food when we mix and bake them and create our own tasty treats!</p>	<p>Children will think about different animals from all around the world, using world maps to locate them. They will learn about hot and cold climates and how animals are adapted for these. They will think about how ice is formed and how it melts as well as thinking about animals that live on the land and in the sea. Children will learn about the changes that some animals go through by learning about the lifecycle of a butterfly</p>	<p>Children will use the local environment to learn about farming on our village and around the world. We will learn about where different food grows and how it is transported across the world. We will visit the windmill and see how our local produce is turned into flour. Children will think about what plants need to grow as well as baby animals such as the owls in the story. They will think about the best materials for making nests.</p>	<p>Children will explore the idea of imaginary creatures through storytelling. They will think about the different places these creatures belong and what it is like there. Children will learn about Kings and Queens from the past and learn about how castles were used in the past. Children will use their creative ideas to create their own fantasy creatures and a home for them by using the information they have learnt.</p>	<p>Children will learn about different modes of transport and where they might take us. They will look at transport from the past and think about how things have changed. Children will design and make their own vehicle and consider what it will need depending on where it will travel to. Children will learn more about the forest and compare this to other parts of the world such as deserts, polar regions and the coast.</p>
DEAR - Drop everything and read	<p>The Proudest Blue My Mum My Dad My Two grannies A squash and a squeeze All are welcome</p>	<p>The Jolly postman Goldilocks Hansel and Gretel The ugly Duckling Rama & Sita Christmas stories Nativity</p>	<p>The emperors egg Aghh Spider Tiger who came to tea Diary of a wombat Pig in the pond Can bears ski? Papa penguin</p>	<p>Handa's surprise Handa's Hen The tiny seed Farmer Duck Olivers Vegetables Jasper's beanstalk One plastic bag</p>	<p>The snail and the whale The naughty bus My Gumpy's outing Beegu Oi, Get off my train Q Pootle 5 Astro girl</p>	<p>Lighthouse keeper's lunch Under the sea P is for passport The journey Zoom Passport to Paris</p>

WILLOW LONG TERM PLAN 2022-2023

	<i>The smartest giant in town</i> <i>Fussy Frank</i> <i>Funnybones</i> <i>Love</i> <i>The great bog book of families</i>	<i>Zog</i> <i>Hat's of faith</i> <i>Best Diwali ever</i> <i>Guy Fawkes for kids</i>	<i>The Lion inside</i> <i>Oi Frog</i> <i>Puffin Peter</i> <i>Handa's hen</i> <i>Lion Hunt</i> <i>Monkey Puzzle</i>	<i>On the way home</i> <i>A stroll through the seasons</i> <i>The extraordinary gardiner</i>	<i>Meet the oceans</i> <i>Lunch on a pirate ship</i>	<i>World Atlases</i> <i>Tiddler</i> <i>Splash</i> <i>Octopus Shocktopus</i>
<i>Rhyme Time - Rhymes to embed each term</i>	If you're happy and you know it Days of the week Monday's Child Polly put the kettle on The Animal Fair The Muffin Man	Five Little Men in a Flying Saucer Pease Porridge Hot Ten in the Bed Hey Diddle Diddle 10 Green Bottles Five Little Snowmen	One, Two Buckle my shoe Sing a Song of Sixpence Old King Cole ABC song This Old Man There was an old woman who swallowed a fly	Mary had a little lamb 5 Current Buns Dingle, Dangle Scarecrow The Grand Old Duke of York 5 Speckled Frogs Mary, Mary Quite Contrary	London Bridge Little Miss Muffet Down in the Jungle I had a little nut tree Oranges and Lemons	5 Little Monkeys swinging in the tree The Queen of Hearts Apples and Bananas My Bonnie lies over the ocean Bobby Shaftoe 10 Fat Sausages BINGO
Key experiences/ visits/visitors	Village Walk Ride local bus Local community visitors	Parent workshop Christmas trip - Nativity Local bakery visitor	Hatch butterflies Animal handling visit	Parent workshop Windmill visit Visit from birds	Invite different occupations to visit Visit library - story telling	Parent workshop Sherwood Forest visit
Communication & Language	Expressing likes/dislike Building repertoire of nursery rhymes Building confidence to share ideas	Share own experiences of celebrations Express feelings - begin to negotiate with others Tell stories, using vocabulary from the text	Build their repertoire of language from range of texts Develop vocabulary from topic to describe and explain Asking how and why questions	Respond to stories Imagine/recreate roles Build repertoire of language from range of texts Sequencing stories and re-telling	Build their repertoire of language from range of texts Imagine and create stories Use increasing language with fluency	Build their repertoire of language from range of texts Retell stories with confidence Use talk to organise ideas
Personal Social, Emotional Development	Who am I? My Family My community	Who are you? Being respectful My friendships Being healthy - teeth	Where in the world? Using technology Being healthy - screen time Occupations and money	What is growing? Being healthy - food Growing and changing.	Where do you belong? Keeping safe - lifestyle choices, strangers	Where shall we go? Keeping safe - water safety, road safety
Physical Development	Movement and using space Ongoing fine motor skills	Ball skills Ongoing fine motor skills	Gymnastics Ongoing fine motor skills	Dance Ongoing fine motor skills	Games -Ball control Ongoing fine motor skill	Athletics Ongoing fine motor skills

WILLOW LONG TERM PLAN 2022-2023

Literacy	<p>RWI - Set 1 sounds</p> <p>Orally blend CVC words Make meaningful marks in variety of ways Hear and say initial sounds in words Develop letter formation Sequencing texts Increase vocabulary from key texts</p> <p>Writing focus: Name writing Labelling Letter formation</p> <p>Fred games - oral blending Letters in own name</p>	<p>RWI - Set 1 sounds</p> <p>Mark making with recognisable letters Hear and say initial sounds, begin to use some in writing Read CVC words Begin to attempt to write CVC words</p> <p><i>Writing focus:</i> Name writing Lists Invitations Cards Labelling Captions</p> <p>Fred games - oral blending Mark making with meaning</p>	<p>RWI - Set 1 sounds - Red Ditties</p> <p>Follow instructions Use language related to instructional texts Begin to write simple sentences using key words from the stories. Read and write some HF words</p> <p><i>Writing Focus:</i> Speech bubbles Sentence writing with key words Speech bubbles</p> <p>Fred games - oral blending Writing some of name Mark making</p>	<p>RWI - Set 1 sounds - Red Ditties</p> <p>Labels, captions CVC word reading & writing Sequence events of a story Build vocabulary about characters in a story Begin reading red words</p> <p><i>Writing Focus:</i> Speech bubbles Sentence writing with word banks Labelling foods Labelling owls e.g. beak, feathers</p> <p>Fred games - oral blending Rhyming words Mark making</p>	<p>RWI - Set 1 sounds - Green books</p> <p>Developing new characters and plots for stories Plan and write sentences for stories Re-tell stories Read and write range of HF words Write simple sentences</p> <p><i>Writing Focus:</i> Labelling, caption writing bog baby Sentence writing - I can see...</p> <p>Fred games - oral blending Writing most of name Introduce set 1 sounds</p>	<p>RWI - Set 2 sounds - Green/Purple books</p> <p>Re-tell story with confidence Talk about characters, events, setting of a story Adapt stories to make them their own Write sentences with confidence, adding capitals and full stops Confidently read and write HF words</p> <p><i>Writing Focus:</i> Re-write own story using structure given Writing in full sentences Fred games - oral blending Writing own name Introduce set 1 sounds</p>
Maths	<p>Getting to know me! Baselines Just like me! Comparing amounts Weight Patterns</p> <p>Counting reliably Patterns Using shapes Language of weight</p>	<p>It's me 1,2,3 Subitising Reading, writing ordering 2D shapes Positional lang Light and Dark Subitising Reading, writing ordering 2D shapes Lang of time</p> <p>Counting reliably Matching Selecting/naming shapes Positional lang</p>	<p>Alive in 5 Subitising Reading, writing ordering Combining amounts Weight and capacity Growing 6,7,8 Combining Part/Part whole Length and height</p> <p>Counting reliably Using fingers to show amounts Language of capacity</p>	<p>Building 9 & 10 Subitising Reading, writing ordering Combining amounts Number bonds 3D shapes Consolidation - What do we know so far?</p> <p>Counting reliably Using 3D shapes Matching numerals Simple problems</p>	<p>To 20 and beyond 10 frames Number lines More/less 2D and 3D shapes First, then, Now Part/part whole Addition Subtraction Manipulating shapes</p> <p>Comparing numbers Comparing lengths, weights, capacity Using numbers</p>	<p>Find my pattern Odd/even Grouping Sharing Doubling Halving On the move Patterns Problem solving</p> <p>Securing knowledge to 5 Combining amounts Simple problems 2D, 3D shapes</p>

WILLOW LONG TERM PLAN 2022-2023

Understanding the World	My family and other families Royal Family Local area, village, town, Country, Earth Community - occupations Birthdays Baby to adult changes	Guy Fawkes Rama/Sita Bonfire Night Diwali Prime Minister Changes to materials Floating/Sinking	Countries around the world Hot/Cold climates Land/Sea creatures New Year Locating where animals settle - animal homes Life-cycles	Changes in farming then/now Easter Food around the world Local farm - human & physical features Trees/plants Growing	Different lifestyles Different homes, clothes etc Royal Family - castles and homes Settlements Houses then/now	Christopher Columbus Old/New transport Land/Air/Water transport Hot/cold countries Comparing places Maps
Expressive Art and Design	Selecting and using paints independently Collage Model making Key Artist: Picasso Music: Me!	Mixing colours Responding to stimuli Combining and joining materials Responding to music - dance/art Key Artist: Jackson Pollock Music: My stories	Hot/cold colours, colour mixing. Printing techniques Exploring pattern Key Artist: Andy Warhol Music: Everyone!	Designing and making models Different joins Observational work Key Artist: Van Gogh Music: Our World	Combining materials independently Using imagination to create new products, creatures, characters Key Artist: Salvador Dali Music: Big Bear Funk!	Natural art Collage, sculpture Textured paint Printing Key Artist: Andy Goldsworthy Music: Reflect, rewind, replay
Key dates	<i>Harvest Festival Yom Kippur</i>	<i>Bonfire Night Christmas Diwali</i>	<i>Epiphany Shrove Tuesday</i>	<i>Holi Easter Start of Ramadan</i>	<i>Eid Shavuot</i>	<i>Transition Summer Solstice</i>
RE	<i>Which stories are special and why?</i>	<i>Which people are special and why?</i>	<i>Which places are special and why?</i>	<i>What times are special and why?</i>	<i>Who are we and how do we belong?</i>	<i>How can we care for living things?</i>

Plans are open-ended to allow for children's interests to be used and therefore plans can and do change accordingly